

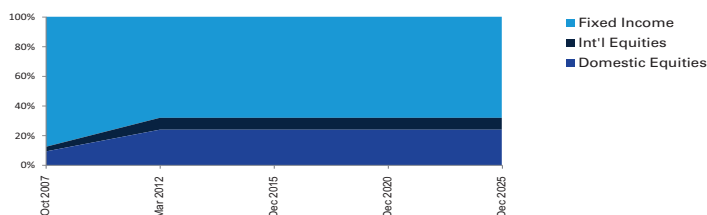


db-X In Target Date Fund

The db-X In Target Date Fund (NYSE Ticker: TDX) (the "Fund") is one in a series of exchange traded funds that is managed to track the Zacks Lifecycle indices developed for investors that are in or near retirement. The index shifts its weightings gradually over time among three broad asset classes, international equities, domestic equities, and fixed income securities, in order to shift to a slightly more aggressive asset allocation. Through 2012 TDX aims to gradually increase its risk exposure to match that of the Lipper Conservative Funds Index.¹ TDX will then seek to replicate the Lipper equity allocation (currently 33%) on a static basis, into perpetuity.

"Target Date" investing refers to a time in the future, generally a specified year, in which the investor expects to retire or otherwise require the use of the invested funds. Target date funds are generally more aggressive the further the target date is from the present, with an objective of capital appreciation. As the target date approaches, the Fund's objective will generally become more conservative, aiming to achieve a higher level of capital preservation.

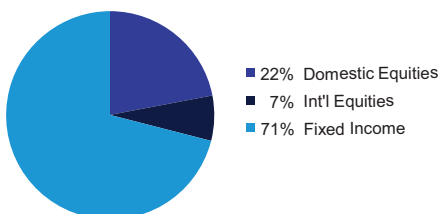
Glidepath and Table*



Asset Class	Oct 2007	Mar 2012	Dec 2015	Dec 2020	Dec 2025
Fixed Income	88%	68%	68%	68%	68%
Int'l Equities	3%	8%	8%	8%	8%
Dom. Equities	9%	24%	24%	24%	24%

*Asset allocations in this figure and table are projections and may differ from the portfolio's actual asset allocations.

Asset Allocation



Fund Details

NYSE Arca Symbol	TDX
Intraday Symbol	TDX.IV
CUSIP	233052505
Inception Date ²	October 1, 2007
Standard Deviation ³	18.35%
Beta (vs. S&P 500) ⁴	0.46
Sharpe Ratio ⁵	0.14
Shares Outstanding	600,800
Market Cap (mil.)	\$15.92
Gross Expense Ratio*	1.66%
Net Expense Ratio**	0.65%

*Per the prospectus dated 9/28/11.

**The Advisor has agreed to cap its fees at 0.65% until 9/30/12.

Index Details

Index Creator	Zacks Investment Research
Investment Objective	Moderately Conservative

ETF Performance and Index History as of March 31, 2012

Index	YTD	1 Year	3 Year	5 Year	10 Year	Since Inception
Zacks In-Target Lifecycle Index	3.31%	2.19%	5.10%	n/a	n/a	2.88%
NAV	3.15%	1.50%	4.86%	n/a	n/a	2.73%
After Tax Held	3.15%	1.26%	4.43%	n/a	n/a	2.21%
After Tax Sold	2.05%	0.97%	3.90%	n/a	n/a	2.02%
Share Price Return	4.48%	4.44%	4.49%	n/a	n/a	2.51%

Contact

db-X Team
www.dbxstrategicadvisors.db.com
dbxquestions@list.db.com
1-855-DBX-ETFs or 1-855-329-3837

Performance data quoted represents past performance and does not guarantee future results. Investment returns and principal value of an investment will fluctuate so that an investor's shares, when redeemed, may be worth more or less than their original cost. Current performance may be lower or higher than the performance data quoted. To obtain the most recent month-end performance data visit www.dbxstrategicadvisors.db.com or call 855-329-3837. The preceding performance chart is provided for comparative purposes and represents the periods noted. The Fund's net asset value ("NAV") is calculated by dividing the value of the Fund's total assets less total liabilities by the number of shares outstanding. The market price return is based on the change in the market price on NYSE Arca, Inc. of a share of the Fund from inception through the end of the quarter. The price used to calculate market price returns is the mid-point of the bid/ask spread for Fund shares at 4 p.m. EST on NYSE Arca, Inc. NAV and market returns assume that dividends and capital gains distributions have been reinvested in the Fund at NAV and market price, respectively.

Index returns are for illustrative purposes only and do not represent the Fund's actual performance. Indexes are unmanaged and you cannot invest in an index. Index performance assumes dividend reinvestment; however these figures do not include fees, transaction costs, taxes, brokerage costs or other charges, which would reduce returns.

¹ Lipper Conservative Funds Index is an unmanaged index considered representative of mixed-asset target allocation conservative funds tracked by Lipper.

² All risk calculations have been computed since 10/1/07, the date the index was first calculated.

³ Standard Deviation is the measurement of the volatility of the fund's returns. Beta is a measure of relative risk and is the slope of regression.

⁴ S&P 500 is an index consisting of 500 large cap stocks chosen for market size, liquidity and industry groupings, among other factors. An investor cannot invest directly in an index.

⁵ Sharpe Ratio is a measure of the risk-adjusted return.



All data as of March 31, 2012

Top 10 Fixed Income Holdings*

Wtg.	Security	Coupon	Maturity	Moodys/S&P Rating
6.06%	US Treasury N/B	4.75	5/15/2014	TSY / TSY
4.52%	US Treasury N/B	2.88	1/31/2013	TSY / TSY
3.65%	US Treasury N/B	4.75	5/31/2012	TSY / TSY
3.51%	US Treasury N/B	2.50	3/31/2013	TSY / TSY
3.51%	Freddie Mac	4.50	1/15/2013	AGY / AGY
3.17%	US Treasury N/B	3.38	7/31/2013	TSY / TSY
1.61%	US Treasury N/B	1.75	8/15/2012	TSY / TSY
1.46%	JPMorgan Chase & Co	5.75	1/02/2013	A1 /*- / A-
1.07%	Federal Home Loan Bank	1.13	5/18/2012	Aaa / AA+
1.06%	European Investment Bank	4.63	5/15/2014	Aaa / AAA

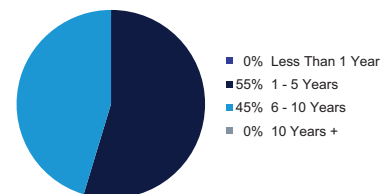
Top 10 Equity Holdings*

Wtg.	Ticker	Name
0.95%	AAPL	Apple Inc
0.86%	XOM	Exxon Mobil Corp
0.51%	MSFT	Microsoft Corp
0.49%	IBM	Intl Business Machines Corp
0.45%	WMT	Wal-Mart Stores Inc
0.44%	CVX	Chevron Corp
0.43%	GE	General Electric Co
0.41%	BRK/B	Berkshire Hathaway Inc-CI B
0.39%	JNJ	Johnson & Johnson
0.37%	T	AT&T Inc

*Holdings and credit ratings are subject to change. The ratings represent the subjective opinions of Standard & Poor's Corporation ("S&P") and Moody's Investors Services, Inc. ("Moody's") as to the general creditworthiness of an obligor or of an obligor with respect to a particular financial obligation. S&P ratings are measured on a scale that generally ranges from AAA to D whereas Moody's scale generally ranges from Aaa to C. Securities that are issued by the U.S. Treasury ("TSY") or U.S. Government Agencies ("AGY") are not rated by either entity. For more information visit: <http://www.standardandpoors.com> or <http://www.moodys.com>.

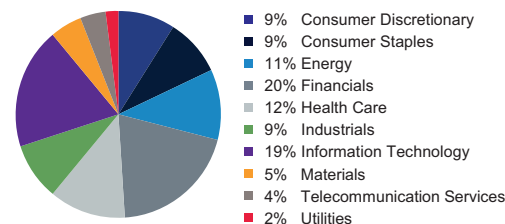
Maturity Breakdown

Represents 71% of Portfolio



Breakdown of Equities by Sector

Represents 29% of Portfolio



The db-X funds ("Funds") are distributed by ALPS Distributors, Inc. ("ALPS"). DBX Strategic Advisors LLC ("db-X") is the investment advisor to the Funds. db-X is a subsidiary of Deutsche Bank AG, neither of which is affiliated with ALPS.

The Zacks Lifecycle index (the "Index") that the Fund seeks to track is comprised of a diversified group of domestic equities, international equities and fixed income securities. The allocations gradually shift from aggressive strategies to more conservative strategies as the target date approaches.

Shares of the db-X Funds may be sold throughout the day on the exchange through any brokerage account. However, shares are not individually redeemable from the Funds and may only be purchased and redeemed directly from the Funds by Authorized Participants, in very large creation/redemption units. There can be no assurance that an active trading market for shares of a Fund will develop or be maintained.

Zacks and Zacks Lifecycle index are servicemarks of Zacks Investment Research, Inc. ("Zacks") and have been licensed for use by db-X. The Fund is not sponsored, endorsed, issued, sold or promoted by Zacks. Zacks does not make any representation regarding the advisability of investing in the Funds.

©2012 DBX Strategic Advisors LLC. All other trademarks, servicemarks or registered trademarks are the property of their respective owners.

Carefully consider the Funds' investment objectives, risk factors, and charges and expenses before investing. This and other information can be found in the Funds' prospectuses, which may be obtained by calling 1-855-DBX-ETFS (1-855-329-3837), or by viewing or downloading a prospectus at www.dbxstrategicadvisors.db.com. Read the prospectus carefully before investing.

Risks

Although target date funds aim to preserve capital as the target date approaches, there is no guarantee that the fund will achieve this objective. The ETFs are not actively managed and are subject to risks similar to stocks, including those related to short selling and margin maintenance. Losses from short sales may be unlimited. There is no assurance that the investment process will consistently lead to successful investing. Diversification does not eliminate the risk of experiencing investment losses, including possible loss of principal. Please read the Fund's prospectus for specific details regarding the Fund's risks.

Not FDIC Insured • No bank guarantee • May lose value